

Contribution of Small Medium Enterprises (SMEs) to Economic Development: Comparative Study of China and Cote d'Ivoire

Li Hongbo

(Corresponding author)

School of Management, Jiangsu University 301, Xuefu Road, Zhenjiang, Jiangsu 212 013

Email: lhb@ujs.edu.cn

Koffi Aka Lucien

School of Management, Jiangsu University, 301, Xuefu Road, Zhenjiang, Jiangsu 212 013

Email: k_akapro@yahoo.com

Ya Komenan Raphael

UNESCO Chair in Conflict Prevention and Resolution, Felix Houphouet-Boigny University of

Cocody-Abidjan, Cote d'Ivoire

Email: yaraphaelkom@yahoo.fr

Asseuhin Amoncho Boris

SHS, History of economic and social facts, Felix Houphouet-Boigny University of

Cocody-Abidjan, Cote d'Ivoire

Email: borisasseuhin@gmail.com

To Link this Article: <http://dx.doi.org/10.6007/IJARBS/v8-i11/5393>

DOI:10.6007/IJARBS/v8-i11/5393

Published Date: 10 December 2018

Abstract

This study employs division-level survey data for china and other countries to measure the simultaneous processes of job creation and destruction that take place within different firms and industries between china and cote'd Ivoire. This provides a more nuanced picture of employment dynamics than the standard approach which rests on a single measure of net job creation at firm level. Specifically, higher wages decrease job creation and increase job destruction, whereas higher productivity increases job creation and reduces job destruction. The economic development of cote'd Ivoire based on natural resources. Due to lack of technology and resources the entrepreneurial of medium enterprises have not taking good place in open market. And its influence on the Gross national product (GDP) along with the development issues of business life, health measures, business life expectancy, Policy and Regulation Strategies, Macro-Economic Strategies, Enticement Policies Strategies and

Infrastructure Strategies with enterprises. Empirical results indicate that wages and job productivity significantly affect job creation and destruction. The paper finds information asymmetry and inadequate collateral as two major constraints that Effect of entrepreneurial orientation on small and medium enterprises as comparatively china and cote d'Ivoire economy. Researcher has conducted data from secondary source along with CPIA data. . Empirical results indicate that wages and job productivity significantly affect job creation and destruction. Specifically, higher wages decrease job creation and increase job destruction, whereas higher productivity increases job creation and reduces job destruction.

Keywords: *SMEs, Economic growth of GDP, Job creation, Employment rate*

Introduction

The economic growth depending on life expectancy level whether it is measured simply in economic terms individually, like National product development and its include on level of education. According to Robert (1992), the strength and weakness of financial flaws is created the big gap between social level of human expectancy where it's based on good education level, health and safety of nation. While generally it's indicated the best picture of standard of life. The comparative study of international economic development especially in underdeveloped African region shows insufficiency of sociology, social work and HDI lowest range. The utilizing tools of this research theory based on economic development. Especially in capital states by wealth to linearly which is correlated with quality of life or at least the capacity to consume the social life of African civilization.(Sarl & Etnium, 2013)

In the case of Cote d'Ivoire, SMEs mainly indicted 98% of the domestic enterprises with contribution of others and 18% along with total GDP¹. 20% in modern employment but also indicate the political involvement in economy by crisis² and Ivorian enhancement of funding issues. It required the role of provision and political reforms for improvement of small business., contribute to 18% of the and offer almost 20% of modern employment (PND, 2011) (Grimard, 1997). As comparatively china, the household invest money individually in small enterprises along with resources of government but that mainly indicate only less than 20% of total GDP. Because the social indicator of citizens is almost depend on government resources. (Grootaert, 1994) and have highlight the issues of labor worker, which is most common in Africa and level of labor life is nothing. It's totally based poverty and lack of development crises. Even they can't take their basic needs and so how they directly invested money and follow the economic animators in business.³ Aggregate job creation has been calculated as the sum of net employment increases of all firms that expanded or started up, while similarly aggregate job destruction has been taken as the sum of net employment decreases of all firms that contracted or shut down. (Y. Liu, 2018) According to market economy the four expects of every nation circulate on civil society, institution, family and education.(Kouassy & Bohoun, 1994) But if the nations have not clinically oriented in social side so it identity as a prior of intervention. However, any plan of action must narrow its focus to key activities that can be resourced and, in the case of African transition, will lead to an improved development state individually in every state. Since institutional and economical

¹ FED, 2011 & MEMI, 2012 report, page 46

² Report of PND, 2011

³ create a database in collaboration with economic operators, promote national and international financial intermediaries, and establish an institutional and regulating board for SME financing (MEMI, 2012).

capacity-building by enterprise must occur by state, it must also be focused during transition and development of layman. Also, it attempting to develop all institutional capacity equally in different state by level of poverty.(Thomas, Lavy, & Strauss, 1996)

Literature

As for SMEs represent the bulk of productivity and the financing issue exceed from 0.3% in 2015 compare to 2014 and supporting the small business opportunity. And they faced the financing issue as low income by individually buyers. The financial union improving the monitoring and create the force of well, where the lay man can comparable to raise their fund individually.⁴ Regarding economic theory the demand for employment decreased in most industrialized countries, like USA unemployment ratio exceed from 0.3% compare to 2015. And it 10.4% in 2015 and 9.3% in 2016.⁵ Job creation and destruction occurring simultaneously in the same firm must in combination be larger than the net employment changes of the firm. The cause of unemployment issues is related with entrepreneurship industries where the small industries have not operated their cycle and not give the chance to layman for small industries.(Mamman, Bawole, Agbebi, & Alhassan, 2018) Similar in Japan, the level of unemployment is 3.1% in 2016. The south African countries have not huge resources for surviving but they have lots of natural resources so if they collaborate with small industries and make valuable goods so in the open market shows their value (Albanesi & Şahin, 2018). The west African countries and Monetary Union (WAEMU) took place sub regional environment, to determine the economic outlook in African countries. The economic union showed resilience and continue investment with strong infrastructure and performance by natural products, where the country has rich resources for newly determine ideas. (Tony-Okeke, Ahmadu-Bello, Niklewski, & Rodgers, 2018) According to the gross domestic product (GDP) of the Union stood at 6.8% in 2016, with 6.6% in 2015 and the expansion was determining the tertiary sector. The growth contribution factor was 3.8 points to the GDP with contribution of 2.2 point of private investment. The primary sector is 0.8 with 0.1 compared to 2015 in food crop production. (Barasa, Knobens, Vermeulen, Kimuyu, & Kinyanjui, 2017)

At this time the UNDP encouraged technical support to low-income countries to further facilitate growth after it was realized that economic contribution alone was not sufficient for human-capital impoverished communities to grow.(Ebeke & Ntsama Etoundi, 2017) International organizations began seeing the north-south economic divide, as well as becoming concerned about long-term impacts of capitalism on the environment. The restructuring of state-owned enterprises (SOEs) in the late 1990s and the country's accelerated trade liberalization. Both events have affected employment, but through different mechanisms. The government played an important role in the former, regulating the behavior of firms and directly affecting their employment patterns. The effect of trade liberalization has mainly been through market forces, and firms play a more active and important role in this. In particular, China entered the World Trade Organization (WTO) in

⁴ such as credit information bureaus, deposit guarantee funds, leasing, factoring, venture capital, as well as the creation of financial market compartments dedicated to the financing of SMEs/SMLs.

⁵ Regarding Global inflation resumed in FY 2016, due to the mitigation of energy price decreases, and industrialized countries, the inflation rate stood at 0.7% in 2016, against 0.3% in 2015, remaining below the target rates set by the world's central banks.

2001, and from 1998 to 2007 its trade volume grew at an annual rate of 24%, implying unprecedented foreign market expansion and increased competition in the domestic market. The Bretton Woods institutions expanded their efforts to bottom-up loans, rather than simply state-focused loans. Wallerstein's dependency theory began to become an important critique to the history of hegemonic dominance of the northern hemisphere powers⁶. (Ngcobo & Jewitt, 2017)

To improve medium enterprises firm performance with minimum resources and comparatively to elaborate the ideas of china enterprises. Identify the impact of mortality and response to treatment among business in small levels.(Allorto, Wall, & Clarke, 2018) Also, to elaborate the employment status those workers of whom the companies has a positive evaluation in economic growth of African state. It's generally effects on GDP and high recitalists who have bit acquaintance and well expects of critical improvement of African industries.(Gumussoy & Calisir, 2009) By this research will focus on the factors effecting condition of economic factors with Economic Contribution of ports to sustainable development in china and cote d'Ivoire.

Policy and Regulation Strategies

The influencing factors of Small and Medium Enterprises (SMEs) is useless without the technology in Cote d'Ivoire" (2014), and it regulated with SMEs along with government attention including the intellectual property, taxation, contract enforcement, financial reporting manufacturing trading standards, corporate level of governance, individual consumer rights employment right and safety and planning rules of nation. Furthermore, the consolation of impact across SMEs by different ways.(Huaide & Jingrong, 2011).

Macro-Economic Strategies

According to Liu, 2017 the economic liberalization proposed regulate the deregulation of markets by individual level and business earners, which had adverse impact on SMEs in state level.(P. Liu, Zhou, Zhou, & Xue, 2017). The certain policies and macro-economic expect to provide instability by high inflation rate and also SME's have affected by GDP.

Enticement Policies Strategies

The incentive policies provide the link to local market by internationally, and impact of market provide the valuable strategies individually to each buyer to contribute by individual and small business by SME's.(Castillo, Mora-Valencia, & Perote, 2017) also, that since the use and adoption of an open trade policy in Cote d'Ivoire for small sector to promoting the business strategies along with powerful rules. SMEs have progressively been involved in the global market.(Fernando, 2018) Imports and exchange of goods have largely increased and this has meant bigger competition for goods in the local market. Trade liberalization has enlarged competition at home and this is seen as disadvantageous to SMEs in Cote d'Ivoire, especially those in manufacturing industries.

⁶ The core inflation rate annual average is 0.8% in 2015 to 0.3% in 2016. The slowdown was mainly due to services, with stable prices in 2016 after a 0.8% increase in 2015

Infrastructure Strategies

Infrastructures refer the provision of adequate power of individual business man who access their investment by sources of telecommunication and well improve infrastructure of business. The Infrastructure has been a main restraint in the development of SMEs and the it failed to provide unnecessary requirement which is legally operate by state side.(Eicher, García-Peñalosa, & Kuenzel, 2018) The Cote d'ivoire, have hindered growth for SMEs given that most modern processes but need to operate by state law.

Objectives of studies

The significance of this study was to inaugurate that operative economic sustainability has a momentous role on GDP. Furthermore, the study produces concentration from the wider standpoint of economical flaws by educational growth and is of actual interest to person's disturbed different areas of cote d'Ivoire. (Guglielminetti & Pouraghdam, 2018)The findings of this study will help to provide a foundational basis for the work in the area of unindustrialized competitive pay and reimbursements knowledge for individual state of cote d'Ivoire small enterprise along with china.(Donou-Adonsou & Lim, 2018) The study will help to determine the different expects of economical flaws and contrivance programs such as flexible waged appointments and administrator exercise initial to reduce professional attitude in African industries.

- To basically African country and its influence on the Gross national product (GDP) along with the development issues of SMEs job in different sectors. Business measures, life expectancy, education and Medium-Enterprises, Entrepreneurial
- Identify the descriptive view of social life of African countries with high increase rate of employment.
- To analyze the industrial approach by socio-economics factor along with china.
- To analyze the job retention and their business issues and promote the business opportunity for promotion of different jobs.
- This study to compile the proper approach of level of upward and downward strategies of GDP by literacy and economic growth of cote d'Ivoire small enterprise.
- This study is helpful to the association for categorizing the area of disappointment of job of the workforces.
- It argues that this renewal provides a very useful toolkit for analyzing important economic policy issues such as the optimal level of unemployment benefits, the funding of unemployment insurance and the impact of employment protection legislation.

This study derives data from corporative sectors of different department and SME industries in that participate in development program of African government. Thus, regarding that expects any confliction and conclusions drawn from this study may not be generalized beyond this direct socio-economic factor. Different level of industries and corporation.

1. Lack of time and resources
2. Different level of economic classification.
3. Approach of corporate sectors in education and their behavior regarding manpower.
4. True attitudes of the respondents may not be reflected by the unlikable sources truth.

Methodology

The methodology procedure based on primary and secondary data. Likert scale (Questionnaires) from the 1000 number of populations. The sample of data have been conducted 878 (1000) individually which is 87.8% from the population. In the first step the category of research divided in two four groups. The questionnaire has been distributed but only to consider all those questionnaires which result directly taken from the respondents. In the second step data manipulated by SPSS.(Poole, 2018) A total of 200 employees from these 7 departments were taken as the sample size. The distribution of sample among offices and number of employees taken from each office are given. Primary data was collected through a structured questionnaire. Secondary data have conducted from the IMF, world bank data and Banque Centrale des Etats de l' Afrique de l'Ouest (BCEAO).

The main model is made up of various terms which were elucidated as follows; Affordance is provided by the human enterprises to economic development which describes a specified capability possessed by the medium to facilitate a certain action. It is an objective reality, such as the economic development by the CPIA pack such as human being, regulatory environment, debt policy, economic management, efficiency of revenue, equity of public, financial sector, fiscal policy, gender equality, macroeconomic, policies, policies for job retention, prosperity for job, public sector, employment, quality of public administration, social protection, structure policies, trade rating and transparency.

Results

Descriptive results have evaluated that Côte d'Ivoire had experienced weak private sector cause the volatile political and security situation in individually state. As for from 161 ranked of Cote d'Ivoire out of 181 countries in the overall business environment, and it have 167th out of 181 in creation of small business.⁷ The enterprises investment was 11.30 million USD and the actual cost was 11.34 million USD,(Pearce, Pons, & Neitzert, 2018) the influence of finance celebrated with technical assistance and training to help improve productivity and competitiveness, 2nd reducing the financial fiscal constraints of association numbers by Federation Ivoirienne des Petites et Moyennes Entreprises (FIPME).(Katharian Feri & Christopher, 2014) According to the GDP, the private sectors have faced several challenges along with public infrastructure and business regulation. However, the transaction cost of private entities led to increase funds of formalized business. And the government arrest to small enterprise due to insufficient dealing and corruption. Also, the government requested the assistance to focus on SME's job intentions factors. (Gumussoy & Calisir, 2009)

Regarding assessing Africa's policies and institutions (CPIA) 21 questionnaires data have been elaborated with mean and t-test with ranked of 6. Last 5 years data computed and according to table-3 data have been elaborated in four groups.(Ausloos, Cerqueti, Bartolacci, & Castellano, 2018) Likewise, in the Policy and Regulation Strategies (11,13,14,16 and 17 questions), Macro-Economic Strategies (02,04,05,06,10 and 12 questions), Enticement Policies Strategies (1,06,09,15,18 and 21 questions),⁸ Infrastructure Strategies (03,07,08 and

⁷ As for the 2009 Doing Business Report elaborated the business 10 steps average of 40 days with cost of FCFA 626 thousand and income capita is 135 percent of the gross national income.

⁸ The detail has been mentioned in Table-04

20 questions) respectively taken t-test individually. (Fig-03) The computed result shows 2013, t-value 34.391 with df=20 and the $p > .000$ with 2.94 and 3.32 respectively from up to 2017. The table shows the GDP regarding world economic data, which was highest in 9.3% in 2013, and yellow line shows in (Fig-1). The table-3 shows the comparison of china and Cote d'Ivoire with GDP growth, 8.335 in 2016 comparatively 2020, which will decrease 14.15% and respectively the china have decrease only 0.73% so therefore they produce much product and hold the economy as compare to other states. The china GDP growth have mentioned with blue line in (Fig-2).

However, regarding the (table-5) Policy and Regulation Strategies, Macro-Economic Strategies, Enticement Policies Strategies and infrastructure strategies the comparison has been taken since 2008 to 2016. As in export after 2013, the rate of Cote d'Ivoire (CIV) was 136.0 comparatively China (CHN) 85.00. And the export cost is 1810 to 1390 in 2013 but china only has 275 to 823 so they reduce the export and invested money in small enterprises for more investment. (Fig-04)

In form of Taxes (table-06) on export 13.81 in 2008 and China was no export so money directly flow inside of country and invested in small sector of business. Also, it is going to increase day by days. 16.01 shows in 2015 where the ratio of export was high. (Fig-05). Other side the (table-07) social indicator shows contribution only 29.51 to 30.60 in China but CIV have no contribution in revenue and current LCU (Fig-06). Table-8 shows the investment on GDP and current LCU, there was 2.62% in CIV and only 0.04 in CHN because china net investment in non-financial assets continuously decrease from 0.06 to 0.04 (Fig-07), other side CIV continuously raised from 2.62 to 3.45. Furthermore, the private sector GDP is continuously increase in China from 124.21 to 155.82, (Fig-08) likewise 20% increase in last 8 years but CIV only 34.4% from 15.69 to 23.91 (table-9). In last (table-10) shows only rate of interest increase in CIV from 2.57 to 3.67, which is 29.97% increased comparatively in CHN was only 58.34% from 5.45 to 3.18 in 2015. (Fig-08)

Table 1: One sample t-test

One-Sample Test						
	t	df	Sig. (2-tailed)	Mean Difference	95% Confidence Interval of the Difference	
					Lower	Upper
2013	34.391	20	.000	3.13857	3.8452	3.3289
2014	36.237	20	.000	3.20238	5.0150	3.3867
2015	39.859	20	.000	3.23238	3.0632	3.4015
2016	42.291	20	.000	3.32143	3.1576	3.4853
2017	58.397	20	.000	3.35143	3.1909	3.5120

Table 2: GDP

	2007	2008	2009	2010	2011	2012
	5.5%	2.7%	2.97%	4.25%	8.3%	1.85%
	100.1%					
	2013*	2014*	2015*	2016*	2017*	
	9.3%	7.9%	8.5%	8%	8%	

Source: IMF World Economic Outlook 2016

Table 3:
GDP Growth

	S-Code	2016	2017	2018	2019	2020
GDP growth, constant 2010 USD	China	6.700 0	6.861 2	6.503 0	6.315 9	6.219 0
GDP growth, constant 2010 USD	Cote d'Ivo CIV	8.335 8	7.812 8	7.356 7	7.206 2	7.155 8

Table 4: CPIA

Country Name	Series Name	2013	2014	2015	2016	2017
Cote d'Ivoire	1. CPIA building human resources rating (1=low to 6=high)	3.50	3.50	3.50	4.00	4.00
Cote d'Ivoire	2. CPIA business regulatory environment rating (1=low to 6=high)	3.00	3.00	3.00	3.00	3.00
Cote d'Ivoire	3. CPIA debt policy rating (1=low to 6=high)	3.00	3.50	3.50	3.50	3.50
Cote d'Ivoire	4. CPIA economic management cluster average (1=low to 6=high)	3.50	3.67	3.67	3.67	3.67
Cote d'Ivoire	5. CPIA efficiency of revenue mobilization rating (1=low to 6=high)	3.50	3.50	3.50	3.50	3.50
Cote d'Ivoire	6. CPIA equity of public resource use rating (1=low to 6=high)	2.50	2.50	3.00	3.00	3.00
Cote d'Ivoire	7. CPIA financial sector rating (1=low to 6=high)	3.00	3.00	3.00	3.00	3.00
Cote d'Ivoire	8. CPIA fiscal policy rating (1=low to 6=high)	3.50	3.50	3.50	3.50	3.50
Cote d'Ivoire	9. CPIA gender equality rating (1=low to 6=high)	3.00	3.00	3.00	3.00	3.00
Cote d'Ivoire	10. CPIA macroeconomic management rating (1=low to 6=high)	4.00	4.00	4.00	4.00	4.00
Cote d'Ivoire	11. CPIA policies for job retention cluster average (1=low to 6=high)	2.90	2.90	3.00	3.20	3.30
Cote d'Ivoire	12. CPIA policy and institutions for environmental sustainability rating (1=low to 6=high)	3.00	3.00	3.00	3.00	3.50
Cote d'Ivoire	13. CPIA property rights and rule-based governance rating (1=low to 6=high)	3.00	3.00	3.00	3.00	3.00
Cote d'Ivoire	14. CPIA public sector management and institutions cluster average (1=low to 6=high)	3.00	3.10	3.10	3.20	3.20
Cote d'Ivoire	15. CPIA Employment and retention of working factors (1=low to 6=high)	3.00	3.00	3.00	3.50	3.50
Cote d'Ivoire	16. CPIA quality of public administration rating (1=low to 6=high)	2.50	3.00	3.00	3.00	3.00
Cote d'Ivoire	17. CPIA social protection rating (1=low to 6=high)	2.50	2.50	2.50	3.00	3.00
Cote d'Ivoire	18. CPIA structural policies cluster average (1=low to 6=high)	3.33	3.33	3.33	3.33	3.33
Cote d'Ivoire	19. CPIA trade rating (1=low to 6=high)	4.00	4.00	4.00	4.00	4.00
Cote d'Ivoire	20. CPIA transparency, accountability, and corruption in the public sector rating (1=low to 6=high)	3.00	3.00	3.00	3.00	3.00
Cote d'Ivoire	21. IDA resource allocation index (1=low to 6=high)	3.18	3.25	3.28	3.35	3.38

Sources: CPIA data have been conducted with 6 rankings.

Table 5:
Cost of Export

Country Name	Country Code	Indicator Name	2008	2009	2010	2011	2012	2013	2014	2015	2016
Cote d'Ivoire	CIV	Cost to export, documentary compliance (US\$) CIV						136.00	136.00	136.00	136.00
China	CHN	Cost to export, documentary compliance (US\$) CHN						75.00	85.63	84.60	84.60
Cote d'Ivoire	CIV	Cost to export, border compliance (US\$) CIV						387.00	387.00	457.00	287.00
China	CHN	Cost to export, border compliance (US\$) CHN						322.00	284.10	484.10	484.10
Cote d'Ivoire	CIV	Cost to export (US\$ per container) CIV	1810.00	1710.00	1710.00	1740.00	1740.00	1390.00			
China	CHN	Cost to export (US\$ per container) CHN	275.00	275.00	275.00	319.00	823.00	823.00			

Table 6:
Job retention factors

Indicator Name	2008	2009	2010	2011	2012	2013	2014	2015	2016	2017
Job retention factors	15.84	25.42	12.63	48.26	41.23	11.23	15.62	14.25	22.5	85.52
Industries	14.25	16.26	18.52	19.45	20.54	26.54	28.48	29.8	30.86	30.96
Small enterprises	25.22	23.55	45.85	52.12	45.12	45.12	52.52	55.34	55.9	56.4

Table 7:
Social contribution

Indicator Name	2008	2009	2010	2011	2012	2013	2014	2015	2016	2017
Social contributions (% of revenue) CIV	0.00	0.00	0.00	0.00	0.00	0.00	0.00	0.00		
Social contributions (% of revenue) CHN						29.51	30.60			
Social contributions (current LCU) CIV	0.00	0.00	0.00	0.00	0.00	0.00	0.00	0.00		
Social contributions (current LCU) CHN (E-13)						3.00	3.38			

Table 8:
Net investment

Indicator Name	2008	2009	2010	2011	2012	2013	2014	2015	2016	2017
Net investment in nonfinancial assets (% of GDP) CIV	2.62	2.78	2.35	4.43	6.00	5.63	3.01	3.45		
Net investment in nonfinancial assets (% of GDP) CHN					0.06	0.05	0.04			
Net investment in nonfinancial assets (current LCU) CIV (E-11)	3.00	3.42	2.81	6.12	9.27	9.83	5.89	7.44		
Net investment in nonfinancial assets (current LCU) CHN (E-11)					3.65	3.35	2.42			

Table 9: Domestic

Indicator Name	2008	2009	2010	2011	2012	2013	2014	2015	2016
Domestic credit to private sector (% of GDP) (CIV)	15.69	16.30	16.81	16.40	17.99	19.15	22.01	22.53	23.91
Domestic credit to private sector (% of GDP) (CHN)	124.21	126.30	122.75	128.50	133.80	140.15	152.55	156.82	155.82
Domestic credit provided by financial sector (% of GDP) (CIV)	22.72	24.47	24.81	25.38	27.39	28.98	30.68	32.08	33.76

Domestic credit provided by financial sector (% of GDP) (CHN)	141.68	142.20	140.60	149.08	155.74	167.24	193.41	215.18	215.24
---	--------	--------	--------	--------	--------	--------	--------	--------	--------

Table 10: Risk premium

Indicator Name	2008	2009	2010	2011	2012	2013	2014	2015	2016
Risk premium on lending (lending rate minus treasury bill rate, %) (CIV)									
Risk premium on lending (lending rate minus treasury bill rate, %) (CHN)									
Real interest rate (%) CIV)	2.57	-0.26	3.56	0.89	2.47	1.38	1.99	3.67	
Real interest rate (%) (CHN)	5.45	-1.06	-1.47	3.52	3.69	4.73	4.25	3.18	0.28

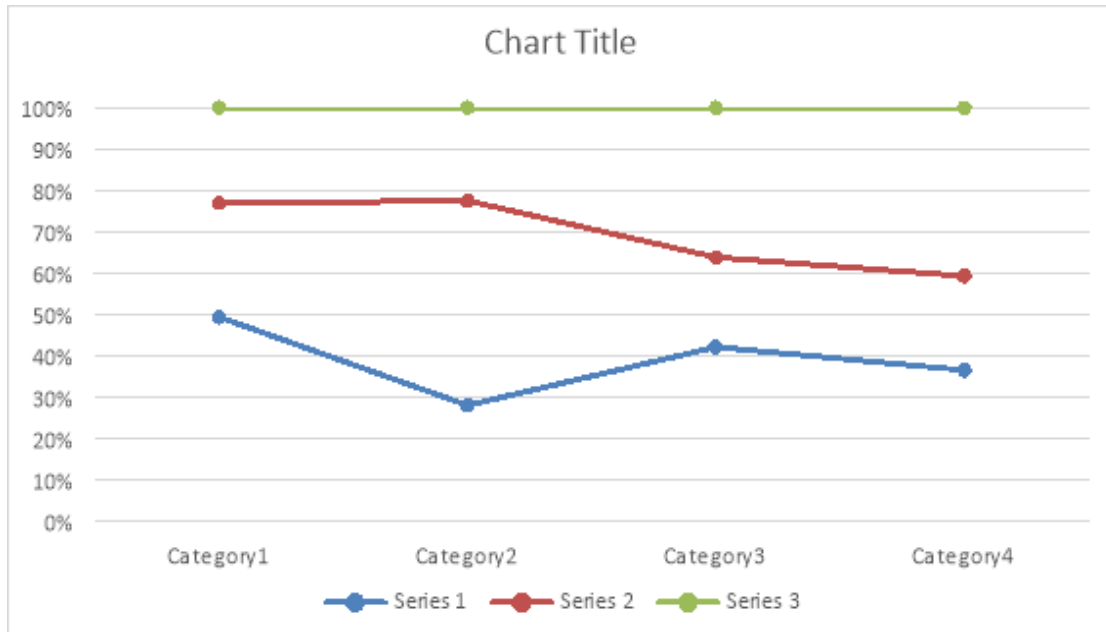


Figure 1: GDP

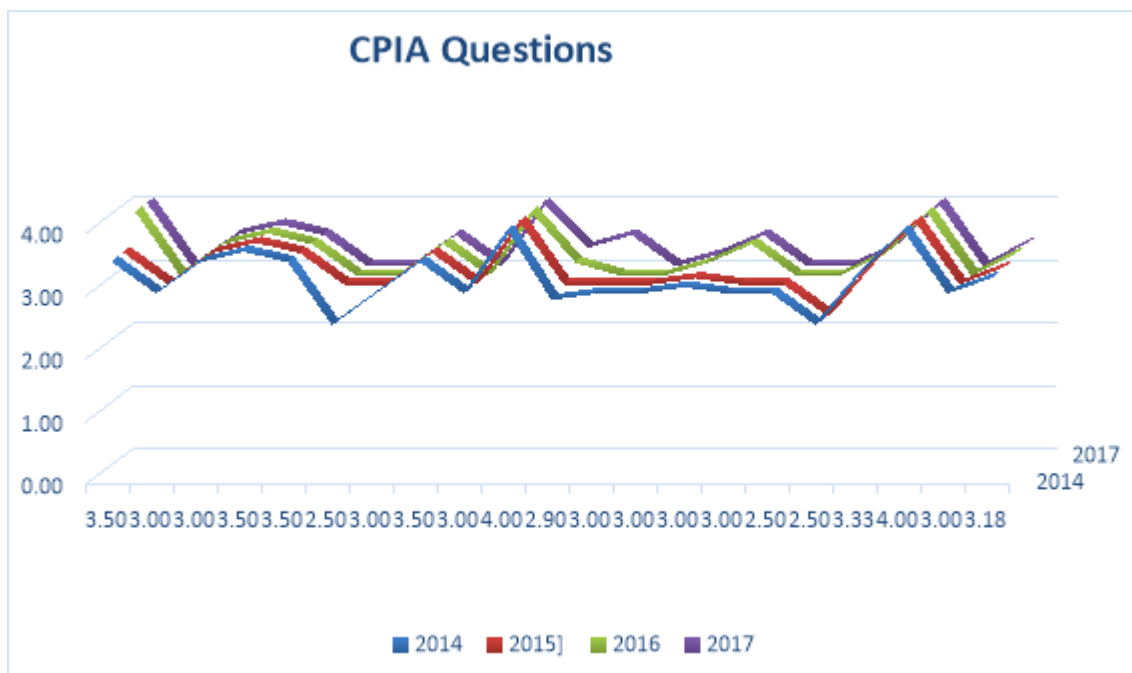


Figure 2: CPIA

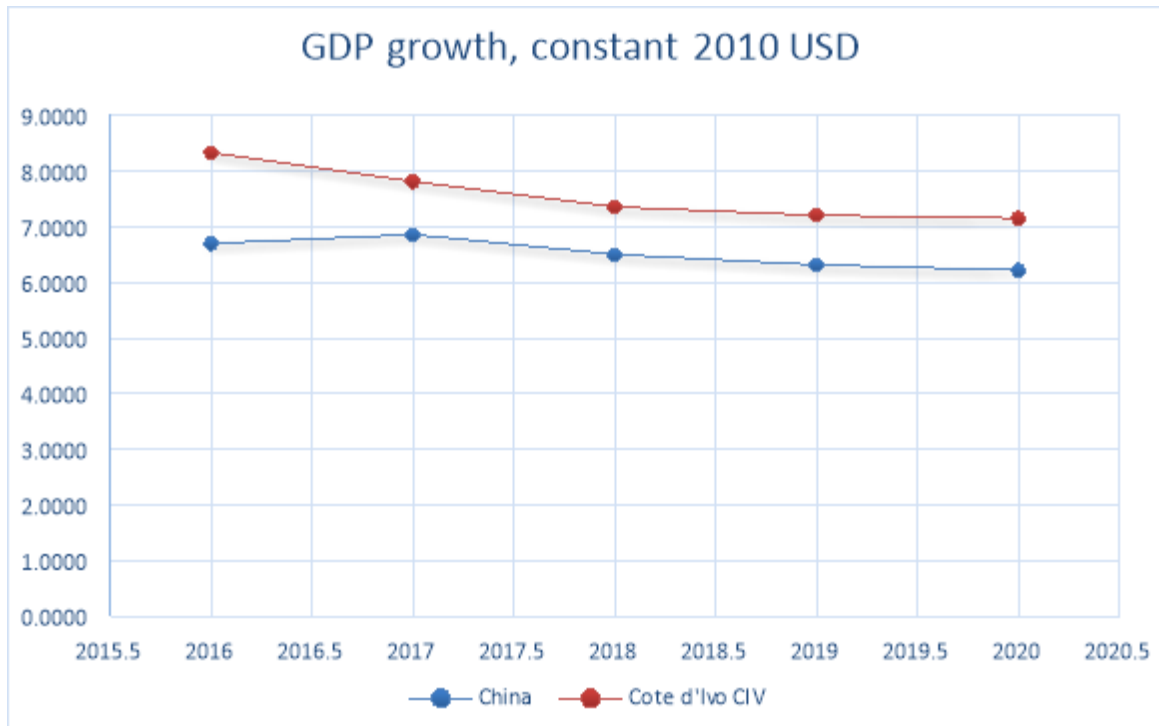


Figure 3: GDP Growth

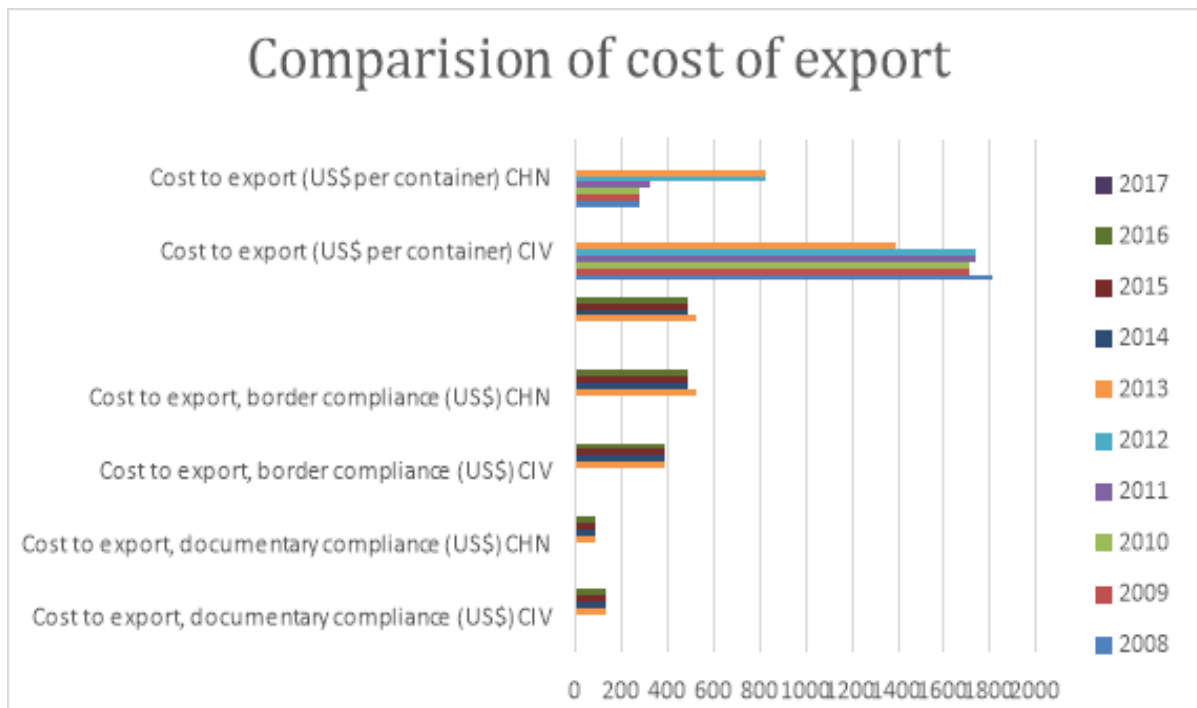


Figure 4: Comparison of cost

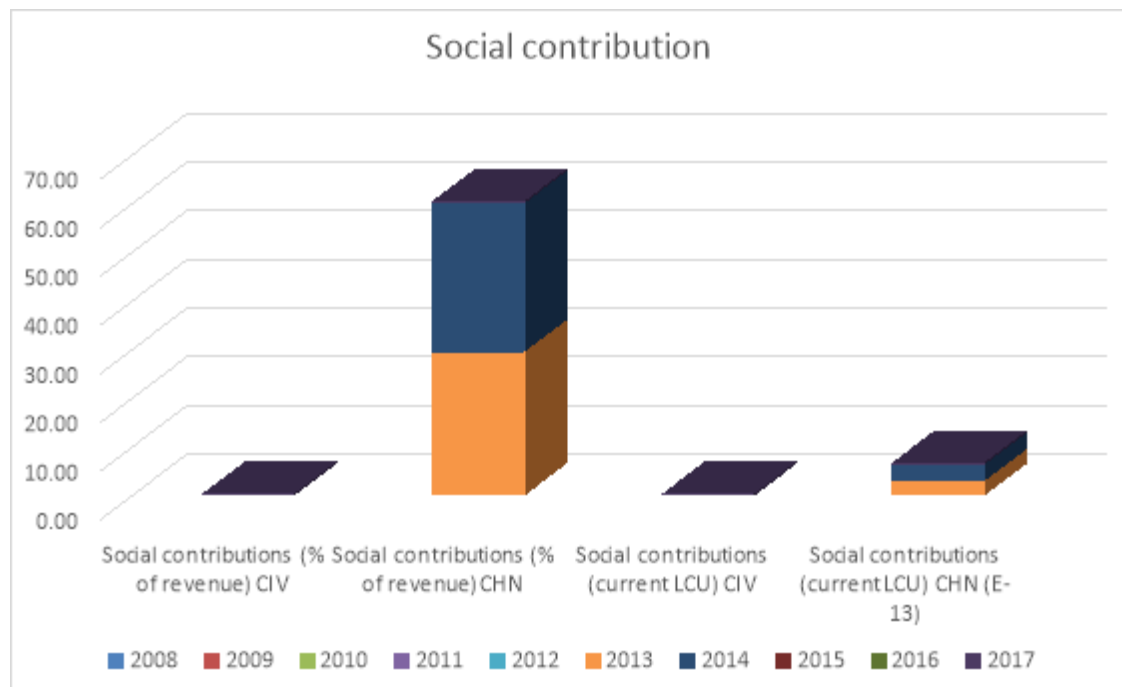


Figure 5: Social contribution

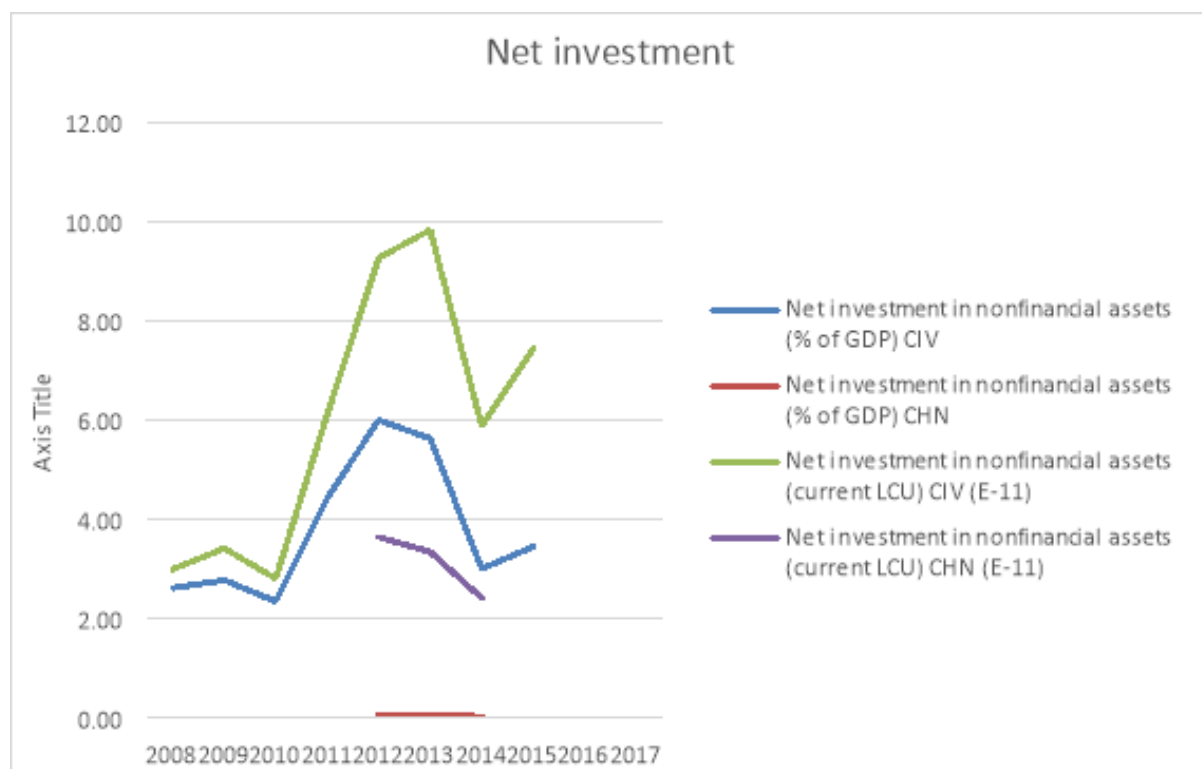


Figure 6: Net investment

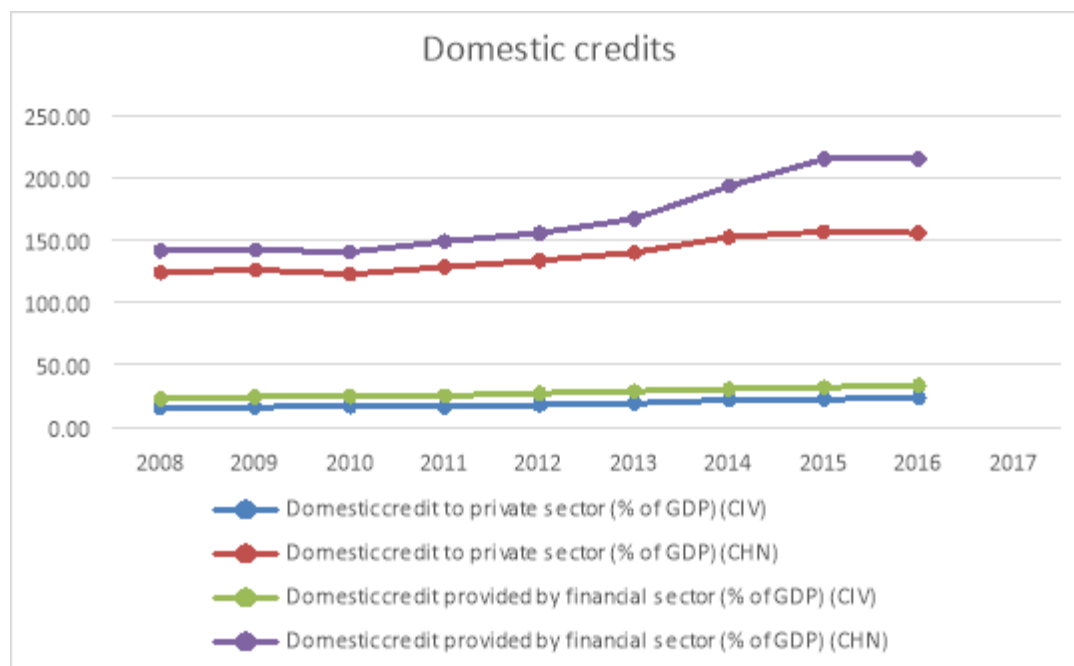


Figure 7: Domestic Credits

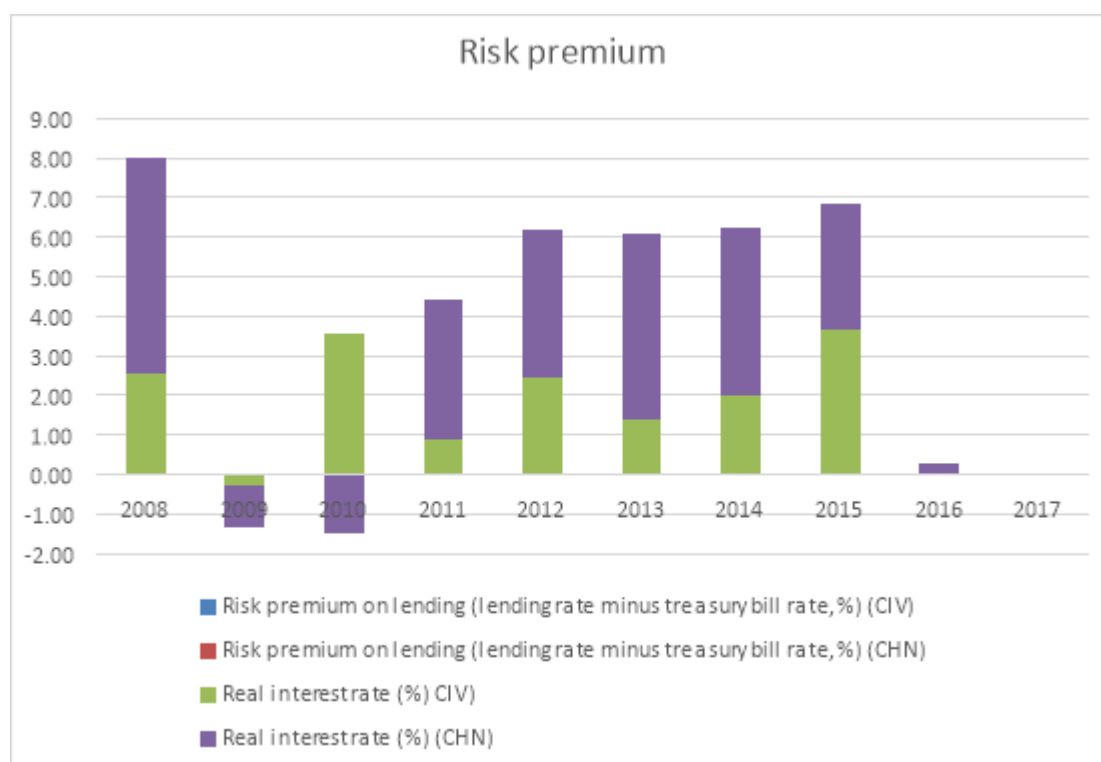


Figure 8: Risk premium

Discussion

The political economy impact of transition for Cote d'Ivoire is likely to be at least as important as the direct economic effects and their influence on financing sectors of SME's. However, over the longer-term international engagement with African countries and future political developments especially in low economic scale. (Liang, Huang, Liao, & Gao, 2017) As for orderable insecurity in many areas of the country, including the lack of legal

communities and an active insurgency in rural areas. Non-Ethnic and factional fragmentation in small industries have been situated under corrupts groups members.(Gupta & Barua, 2018) It creates associated tensions individually, and a lack of solid and uncomeatable situation. More than 20% responded have encourage short-term oriented economic and political behavior;(Nisar, Boateng, & Wu, 2018) widespread corruption and predatory activities; factionalism continuing reliance on armed groups and local or regional powerbrokers and a focus on capturing benefits from financial inflows by different state region. Theoretical analysis, relying on search and matching models, has greatly improved our understanding of the consequences of job protection legislations. These analyses do indeed suggest that employment protection has large-scale effects on workers and job flows. The effects on these flows depend on the context. Job protection of open-ended contracts reduces the turnover of these contracts:(Gumussoy & Calisir, 2009) there are less entries and less exits when job protection is more stringent. However, this type of protection has side effects to the extent that more stringent job protection goes hand in hand with the spread of fixed term jobs. When it becomes more difficult to dismiss workers on open-ended contracts, firms use fixed-term contracts instead. This substitution of fixed term jobs to open-ended jobs increases labor turnover. Increases in agricultural productivity lead also to agricultural growth and can help to alleviate poverty in poor and developing countries, where agriculture often employs the greatest portion of the population.(Ormazabal, Prieto-Sandoval, Puga-Leal, & Jaca, 2018) As farms become more productive, the wages earned by those who work in agriculture increase. At the same time, food prices decrease and food supplies become more stable. Laborers therefore have more money to spend on food as well as other products. This also leads to agricultural growth. People see that there is a greater opportunity earn their living by farming and are attracted to agriculture either as owners of farms themselves. A liquid manure spreader.(Ibidunni et al., 2018) However, it is not only the people employed in agriculture who benefit from increases in agricultural productivity.

Conclusions and Recommendations

This research has identified the marketing management strategies prevalent in the SMEs in Cote d'ivoire. It has further identified the different impacts each of the strategies under study has in SMEs. It has been noted that the globalization factors and other strategies external to the SMEs such as incentives, regulation and policy issues, and infrastructure had very high effects on the marketing management strategies and structures of SMEs. The study established that the planning function is well applied. Nonetheless, the managers reported that resources would be required in order to implement the strategies. The management should be sensitized to the use of modeling that could help them predict the outcome of their practices given the resources that they have. This implies that firms can predict success or failure and take corrective action well in advance. SMEs must maintain the right mix of practices in the areas of marketing management strategies, strategic management, human resources, and others. There ought to be a policy to train SMEs owners. Whereas such training is available in colleges and universities, it should be noted that those avenues are very expensive. A way of getting the business skills required scanning environment, getting market for goods, keeping proper records and produce standard products that compete globally should be established. Some of the major issues obtained from the results of the study were government issues dealing with interventions. Issues to do with incentives, regulation and policy are the domain of the government. An enabling environment should be created so as to allow the SMEs to grow and perform. Researcher have received few recommendations

from local people in all the target area. Priorities of problems have been listed according to the counsel of local people and members of shura because all listed problems have been depending on needs priorities. There're some of following recommendation are stated below.

As for security purpose all local villager is too conscious because the situation is not stable and they need basic protection form government and secure agencies. On the other hand, donor will find the way of implement to develop the project in target area of provinces. Now a days without electricity; the basic need of surviving has not completed and finalized because all tube well and machinery need electricity. So therefore, they need extra genitor and extra solar system in streets and areas. As for development all the target area needs basic education rather as primary but got the knowledge about the socio-economic factor of target area. Furthermore, educational institute enhance literacy in target area. Due to lack of technical expertise and education, no employment opportunities in target area. This renewal provides a very useful toolkit for analyzing important economic policy issues such as the optimal level of unemployment benefits, the funding of unemployment insurance, and the impact of employment protection legislation. From this perspective, there is little doubt that this research has had a profound influence on labor market institutions such as unemployment insurance and employment protection legislations. In addition, few and younger candidate waste their time in illegal activities and also some time expand their time with anti-governing groups. In all target area of Cote d'ivoire have identified the basic utility of life that s portable water. Because according to villagers; few water wells only have own property of precious personality, even they have no water as for abolition so there for all the villager emphasize to dug new water wells in village. Moreover, with due to this implementation villagers take good hygiene and will prevent them from diseases too.

As a region's farms become more productive, its comparative advantage in agricultural products increases, which means that it can produce these products at a lower opportunity cost than can other regions. Therefore, the region becomes more competitive on the world market, which means that it can attract more consumers since they are able to buy more of the products offered for the same amount of money. Researcher team have been analyses their people face lot of problem especially their living is based on agriculture and life stock but due to cause of environment their animal has encountered by different deceases and in no medical facility is available in there. In Cote d'ivoire the lot of area has too much jeopardy as for security issues because lot of groups have enchanting different rules and regulation especially in Cote d'ivoire so researcher staff safely moved in against of all these issues.

References

- Albanesi, S. & Şahin, A. (2018). The gender unemployment gap. *Review of Economic Dynamics*, 30, 47-67. doi: <https://doi.org/10.1016/j.red.2017.12.005>
- Allorto, N. L. , Wall, S. & Clarke, D. L. (2018). Quantifying capacity for burn care in South Africa. *Burns Open*. doi: <https://doi.org/10.1016/j.burnso.2018.07.002>
- Ausloos, M. , Cerqueti, R. , Bartolacci, F. & Castellano, N. G. (2018). SME investment best strategies. Outliers for assessing how to optimize performance. *Physica A: Statistical Mechanics and its Applications*, 509, 754-765. doi: <https://doi.org/10.1016/j.physa.2018.06.039>
- Barasa, L. , Knobon, J. , Vermeulen, P. , Kimuyu, P. , & Kinyanjui, B. (2017). Institutions, resources and innovation in East Africa: A firm level approach. *Research Policy*, 46(1), 280-291. doi: <https://doi.org/10.1016/j.respol.2016.11.008>

- Castillo, A., Mora-Valencia, A., & Perote, J. (2017). Moral hazard and default risk of SMEs with collateralized loans. *Finance Research Letters*. doi: <https://doi.org/10.1016/j.frl.2017.12.010>
- Donou-Adonsou, F. & Lim, S. (2018). On the importance of Chinese investment in Africa. *Review of Development Finance*, 8(1), 63-73. doi: <https://doi.org/10.1016/j.rdf.2018.05.003>
- Ebeke, C.H. & Etoundi, S.M. (2017). The Effects of Natural Resources on Urbanization, Concentration, and Living Standards in Africa. *World Development*, 96, 408-417. doi: <https://doi.org/10.1016/j.worlddev.2017.03.026>
- Eicher, T.S., García-Peñalosa, C. & Kuenzel, D. J. (2018). Constitutional rules as determinants of social infrastructure. *Journal of Macroeconomics*, 57, 182-209. doi: <https://doi.org/10.1016/j.jmacro.2018.05.009>
- Fernando, N. (2018). Voluntary or involuntary relocation of underserved settlers in the city of Colombo as a Flood Risk Reduction Strategy: A Case Study of Three Relocation Projects. *Procedia Engineering*, 212, 1026-1033. doi: <https://doi.org/10.1016/j.jmacro.2018.05.009>
- Grimard, F. (1997). Household consumption smoothing through ethnic ties: evidence from Cote d'Ivoire. *Journal of Development Economics*, 53(2), 391-422. doi: [https://doi.org/10.1016/S0304-3878\(97\)00016-3](https://doi.org/10.1016/S0304-3878(97)00016-3)
- Grootaert, C. (1994). Poverty and basic needs fulfilment in Africa during structural change: Evidence from Côte d'Ivoire. *World Development*, 22(10), 1521-1534. doi: [https://doi.org/10.1016/0305-750X\(94\)90035-3](https://doi.org/10.1016/0305-750X(94)90035-3)
- Guglielminetti, E. & Pouraghdam, M. (2018). Time-varying job creation and macroeconomic shocks. *Labour Economics*, 50, 156-179. doi: <https://doi.org/10.1016/j.labeco.2017.09.008>
- Gumussoy, C.A., & Calisir, F. (2009). Understanding factors affecting e-reverse auction use: An integrative approach. *Computers in Human Behavior*, 25(4), 975-988. doi: <https://doi.org/10.1016/j.chb.2009.04.006>
- Gupta, H. & Barua, M.K. (2018). A framework to overcome barriers to green innovation in SMEs using BWM and Fuzzy TOPSIS. *Science of The Total Environment*, 633, 122-139. doi: <https://doi.org/10.1016/j.scitotenv.2018.03.173>
- Huaide, W. & Jingrong, T. (2011). Low-Carbon Strategy with Chinese SMEs. *Energy Procedia*, 5, 613-618. doi: <https://doi.org/10.1016/j.egypro.2011.03.107>
- Ibidunni, A.S., Kehinde, O.J., Ibidunni, O.M., Olokundun, M.A., Olubusayo, F.H., Salau, O. P., Fred, P. (2018). Data on the relationships between financing strategies, entrepreneurial competencies and business growth of technology-based SMEs in Nigeria. *Data in Brief*, 18, 988-991. doi: <https://doi.org/10.1016/j.dib.2018.03.136>
- Katharian F. & Christopher. (2014). Financial and Private sector development Africa.
- Kouassy, O. & Bohoun, B. (1994). Fiscal adjustment and growth in Côte d'Ivoire. *World Development*, 22(8), 1119-1128. doi: [https://doi.org/10.1016/0305-750X\(94\)90080-9](https://doi.org/10.1016/0305-750X(94)90080-9)
- Liang, L.w., Huang, B.Y., Liao, C.F., & Gao, Y.T. (2017). The impact of SMEs' lending and credit guarantee on bank efficiency in South Korea. *Review of Development Finance*, 7(2), 134-141. doi: <https://doi.org/10.1016/j.rdf.2017.04.003>
- Liu, P., Zhou, Y., Zhou, D.K. & Xue, L. (2017). Energy Performance Contract models for the diffusion of green-manufacturing technologies in China: A stakeholder analysis from SMEs' perspective. *Energy Policy*, 106, 59-67. doi: <https://doi.org/10.1016/j.enpol.2017.03.040>

- Liu, Y. (2018). Job creation and destruction in Japan: Evidence from division-level employment data. *Journal of Asian Economics*, 58, 59-71. doi: <https://doi.org/10.1016/j.asieco.2018.07.001>
- Mamman, A. , Bawole, J. , Agbebi, M. & Alhassan, A.R. (2018). SME policy formulation and implementation in Africa: Unpacking assumptions as opportunity for research direction. *Journal of Business Research*. doi: <https://doi.org/10.1016/j.jbusres.2018.01.044>
- Ngcobo, S. & Jewitt, G. (2017). Multiscale drivers of sugarcane expansion and impacts on water resources in Southern Africa. *Environmental Development*, 24, 63-76. doi: <https://doi.org/10.1016/j.envdev.2017.07.004>
- Nisar, S. , Boateng, A. & Wu, J. (2018). The entry mode strategy and performance of SMEs: Evidence from Norway. *Research in International Business and Finance*, 45, 323-333. doi: <https://doi.org/10.1016/j.ribaf.2017.07.164>
- Ormazabal, M. , Prieto-Sandoval, V. , Puga-Leal, R. & Jaca, C. (2018). Circular Economy in Spanish SMEs: Challenges and opportunities. *Journal of Cleaner Production*, 185, 157-167. doi: <https://doi.org/10.1016/j.jclepro.2018.03.031>
- Pearce, A. , Pons, D. & Neitzert, T. (2018). Implementing lean—Outcomes from SME case studies. *Operations Research Perspectives*, 5, 94-104. doi: <https://doi.org/10.1016/j.orp.2018.02.002>
- Poole, D.L. (2018). Entrepreneurs, entrepreneurship and SMEs in developing economies: How subverting terminology sustains flawed policy. *World Development Perspectives*, 9, 35-42. doi: <https://doi.org/10.1016/j.wdp.2018.04.003>
- Duncan, T. , Lavy, V. & Strauss, J. (1996). Public policy and anthropometric outcomes in the Côte d'Ivoire. *Journal of Public Economics*, 61(2), 155-192. doi: [https://doi.org/10.1016/0047-2727\(95\)01530-2](https://doi.org/10.1016/0047-2727(95)01530-2)
- Uchenna, T.O. , Jaliyyah, A.B. , Niklewski, J. & Rodgers, T. (2018). Financial contagion and capital asset pricing in Africa: The impact of the 2007–09 and Euro-Zone crises on natural resources sector Beta in African emerging markets. *Research in International Business and Finance*, 45, 54-61. doi: <https://doi.org/10.1016/j.ribaf.2017.07.131>